

RESULTADOS SUBASTA DE FONTERRA

El evento comercial 244 se llevó a cabo el martes 17 de septiembre de 2019.

Whole Milk Powder (WMP)	
Precio ganador promedio (USD/TM, FAS)	\$3.133
Variación del índice de precios de correspondiente a WMP comparado con el evento anterior	+1,9%

Changes in WMP Price Index

	Contract 1	Contract 2	Contract 3	Contract 4	Contract 5	Contract 6
	Oct19	Nov19	Dec19	Jan20	Feb20	Mar20
Change in WMP Price Index from previous event	+1.1%	+1.4%	+1.9%	+2.8%	+2.9%	n.a.

Average Price Per Region (USD/MT, FAS)

	Contract 1	Contract 2	Contract 3	Contract 4	Contract 5	Contract 6
	Oct19	Nov19	Dec19	Jan20	Feb20	Mar20
Oceania						
New Zealand						
Regular Average Price	\$3,230	\$3,161	\$3,080	\$3,025	\$3,041	n.a.
UHT Average Price	\$3,305	\$3,235	\$3,155	\$3,100	\$3,115	n.a.
Instant Average Price	n.a.	\$3,275	\$3,175	\$3,135	\$3,135	n.a.
New Zealand Average Price	\$3,242	\$3,168	\$3,103	\$3,060	\$3,074	n.a.
Oceania Average Price (USD/MT, FAS)	\$3,242	\$3,168	\$3,103	\$3,060	\$3,074	n.a.
Average Price (USD / MT, FAS)	\$3,242	\$3,168	\$3,103	\$3,060	\$3,074	n.a.

Fuente: Global Dairy Trade

El evento comercial 244 se llevó a cabo el martes 17 de septiembre de 2019.

Skim Milk Powder (SMP)	
Precio ganador promedio (USD/TM, FAS)	\$2.599
Variación del índice de precios de correspondiente a SMP comparado con el evento anterior	+3,4%

Changes in SMP Price Index

Information currently unavailable

Product was not offered

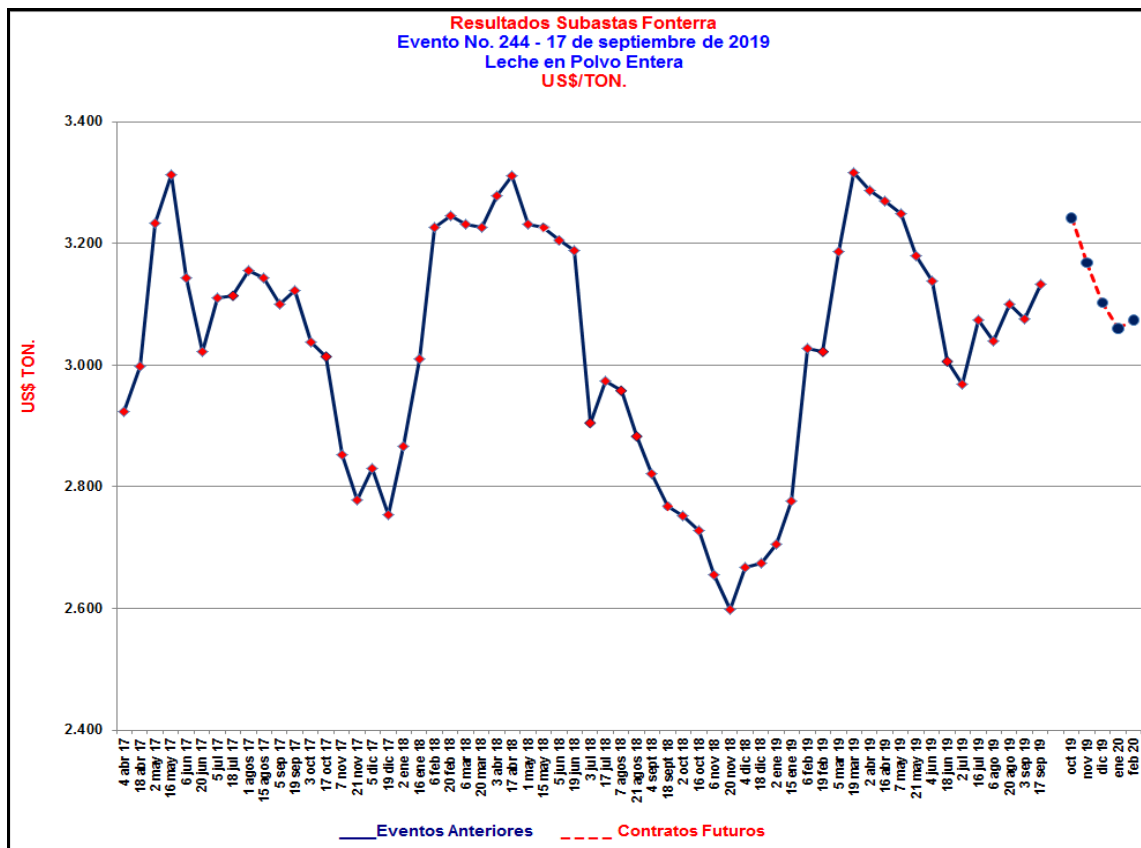
	Contract 1	Contract 2	Contract 3	Contract 4	Contract 5	Contract 6
	Oct19	Nov19	Dec19	Jan20	Feb20	Mar20
Change in SMP Price Index from previous event	+2.9%	+2.4%	+4.6%	+1.8%	+7.0%	n.a.

A change in GDT Price Index is shown if there is a price available for the last event AND for at least one of the two previous events. "n.a." means that no product was offered or sold, or no price was published for the last event, or on both of the two previous events.

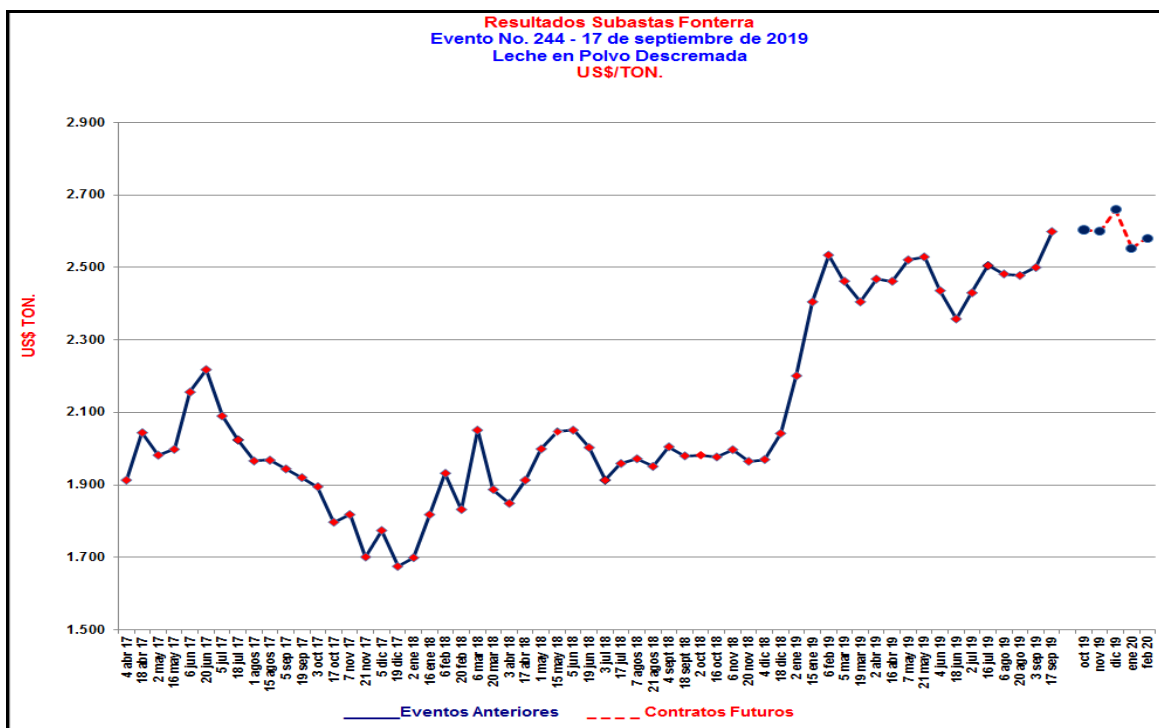
Average Price Per Region (USD/MT, FAS)

	Contract 1	Contract 2	Contract 3	Contract 4	Contract 5	Contract 6
	Oct19	Nov19	Dec19	Jan20	Feb20	Mar20
Oceania						
New Zealand						
Medium Heat Average Price	\$2,745	\$2,605	\$2,650	\$2,530	\$2,560	n.a.
High Heat Average Price	\$2,795	n.a.	\$2,700	\$2,615	\$2,610	n.a.
UHT Average Price	\$2,795	\$2,665	\$2,700	\$2,615	\$2,610	n.a.
Low Heat Average Price	n.a.	n.a.	n.a.	\$2,530	\$2,560	n.a.
New Zealand Average Price	\$2,769	\$2,607	\$2,660	\$2,553	\$2,580	n.a.
Oceania Average Price (USD/MT, FAS)	\$2,769	\$2,607	\$2,660	\$2,553	\$2,580	n.a.
Average Price (USD / MT, FAS)	\$2,604	\$2,600	\$2,660	\$2,553	\$2,580	n.a.

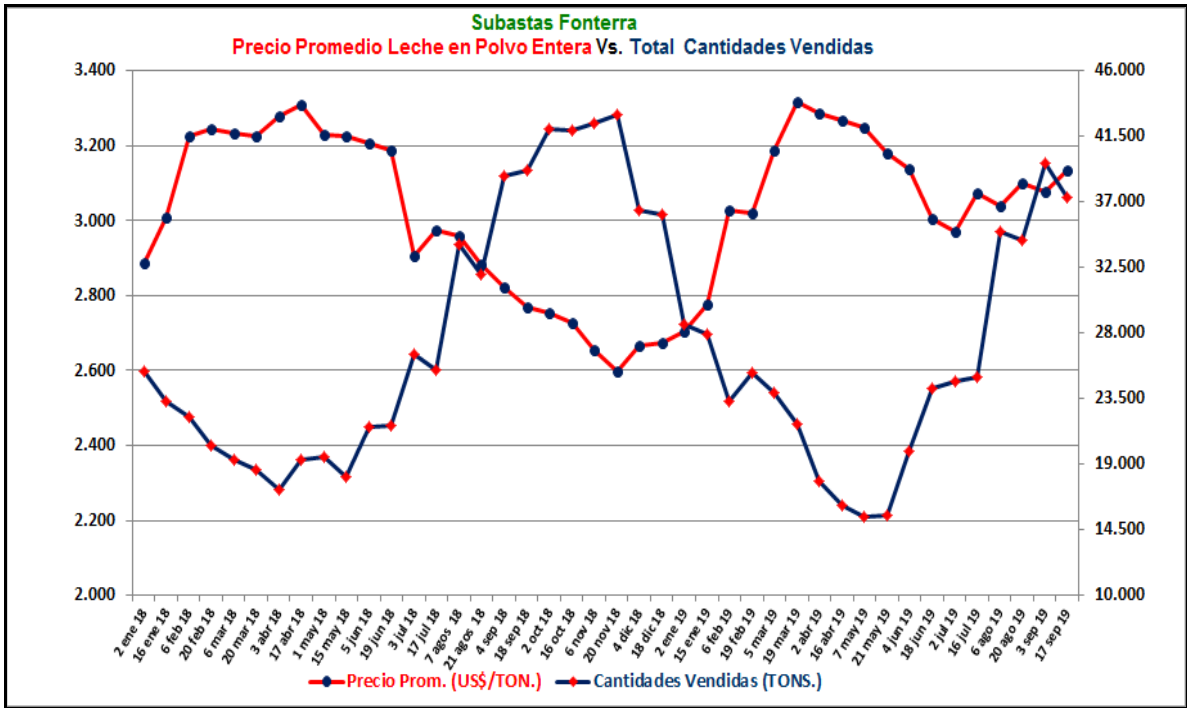
Fuente: Global Dairy Trade



Fuente: Global Dairy Trade.
 Gráfica: FEDECOOLECHE.



Fuente: Global Dairy Trade.
 Gráfica: FEDECOOLECHE.



Fuente: Global Dairy Trade.

Gráfica: FEDECOOLECHE.