

RESULTADOS SUBASTA DE FONTERRA

El evento comercial 267 se llevó a cabo el martes 1 de septiembre de 2020.

Whole Milk Powder (WMP)	
Precio ganador promedio (USD/TM, FAS)	\$2.884
Variación del índice de precios de correspondiente a WMP comparado con el evento anterior	-2,0%

Changes in WMP Price Index

	Contract 1 Oct20	Contract 2 Nov20	Contract 3 Dec20	Contract 4 Jan21	Contract 5 Feb21	Contract 6 Mar21
Change in WMP Price Index from previous event	-3.1%	-1.3%	-3.9%	-0.5%	-1.4%	n.a.

Average Price Per Region (USD/MT, FAS)

	Contract 1 Oct20	Contract 2 Nov20	Contract 3 Dec20	Contract 4 Jan21	Contract 5 Feb21	Contract 6 Mar21
Oceania						
New Zealand						
Regular Average Price	\$2,925	\$2,900	\$2,825	\$2,825	\$2,825	n.a.
Instant Average Price	\$3,025	\$3,000	\$2,920	\$2,920	\$2,920	n.a.
UHT Average Price	\$3,005	\$2,980	\$2,905	\$2,910	\$2,910	n.a.
New Zealand Average Price	\$2,941	\$2,912	\$2,844	\$2,843	\$2,841	n.a.
Oceania Average Price (USD/MT, FAS)	\$2,941	\$2,912	\$2,844	\$2,843	\$2,841	n.a.
Average Price (USD / MT, FAS)	\$2,941	\$2,912	\$2,844	\$2,843	\$2,841	n.a.

Fuente: Global Dairy Trade

El evento comercial 267 se llevó a cabo el martes 1 de septiembre de 2020.

Skim Milk Powder (SMP)	
Precio ganador promedio (USD/TM, FAS)	\$2.663
Variación del índice de precios de correspondiente a SMP comparado con el evento anterior	+1,8%

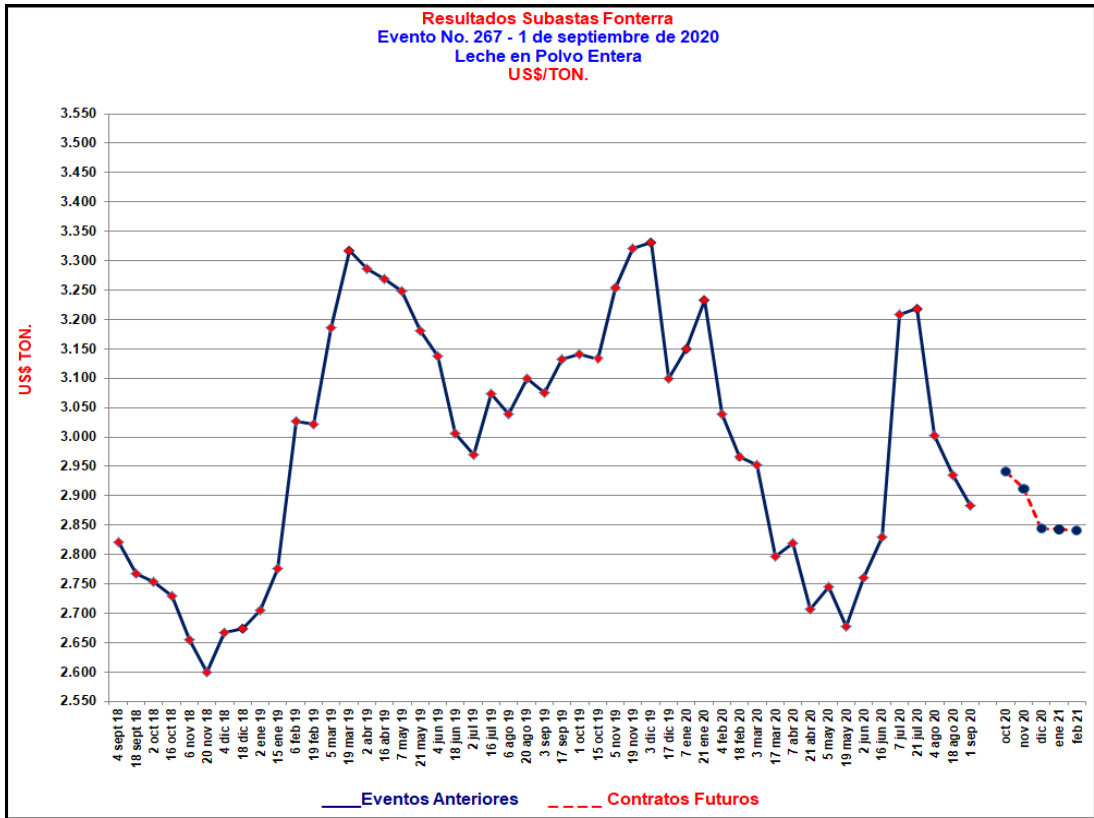
Changes in SMP Price Index

	Contract 1 Oct20	Contract 2 Nov20	Contract 3 Dec20	Contract 4 Jan21	Contract 5 Feb21	Contract 6 Mar21
Change in SMP Price Index from previous event	-12.4%	+4.4%	-1.0%	+2.2%	+3.4%	n.a.

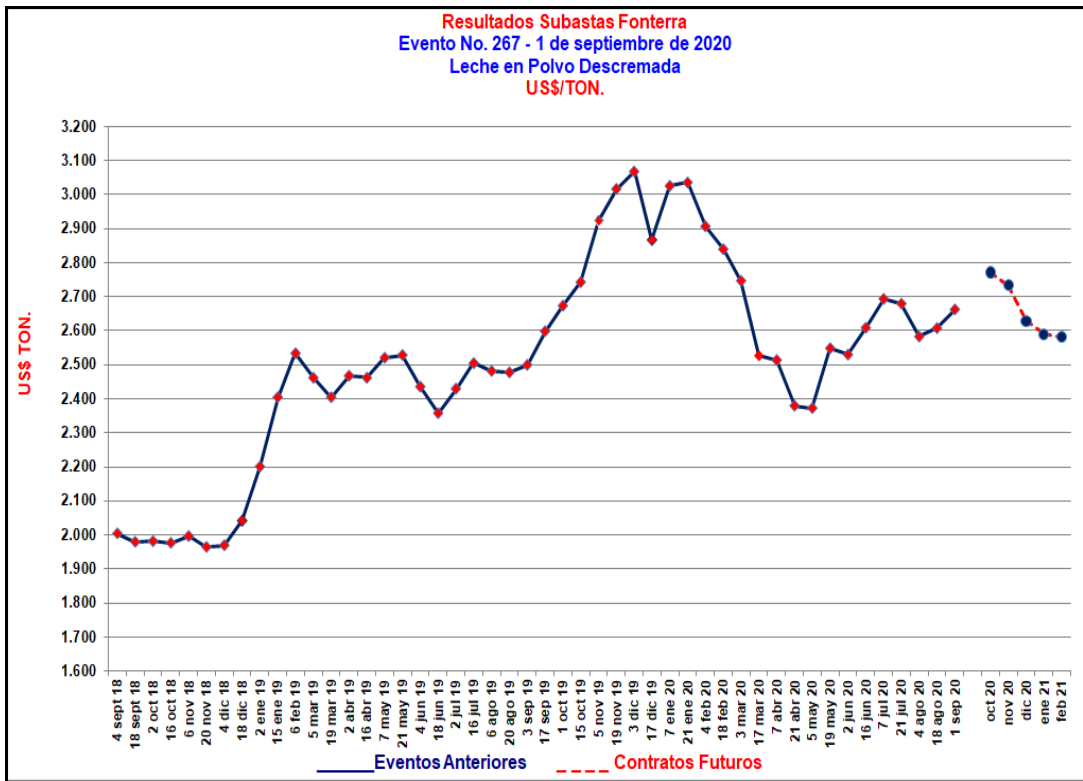
Average Price Per Region (USD/MT, FAS)

	Contract 1 Oct20	Contract 2 Nov20	Contract 3 Dec20	Contract 4 Jan21	Contract 5 Feb21	Contract 6 Mar21
Oceania						
New Zealand						
Low Heat Average Price	n.a.	\$2,775	\$2,635	\$2,610	\$2,605	n.a.
Medium Heat Average Price	\$2,755	\$2,765	\$2,625	\$2,585	\$2,580	n.a.
UHT Average Price	\$2,820	\$2,825	\$2,685	\$2,660	\$2,655	n.a.
New Zealand Average Price	\$2,771	\$2,779	\$2,629	\$2,590	\$2,582	n.a.
Oceania Average Price (USD/MT, FAS)	\$2,771	\$2,779	\$2,629	\$2,590	\$2,582	n.a.
Average Price (USD / MT, FAS)	\$2,771	\$2,734	\$2,629	\$2,590	\$2,582	n.a.

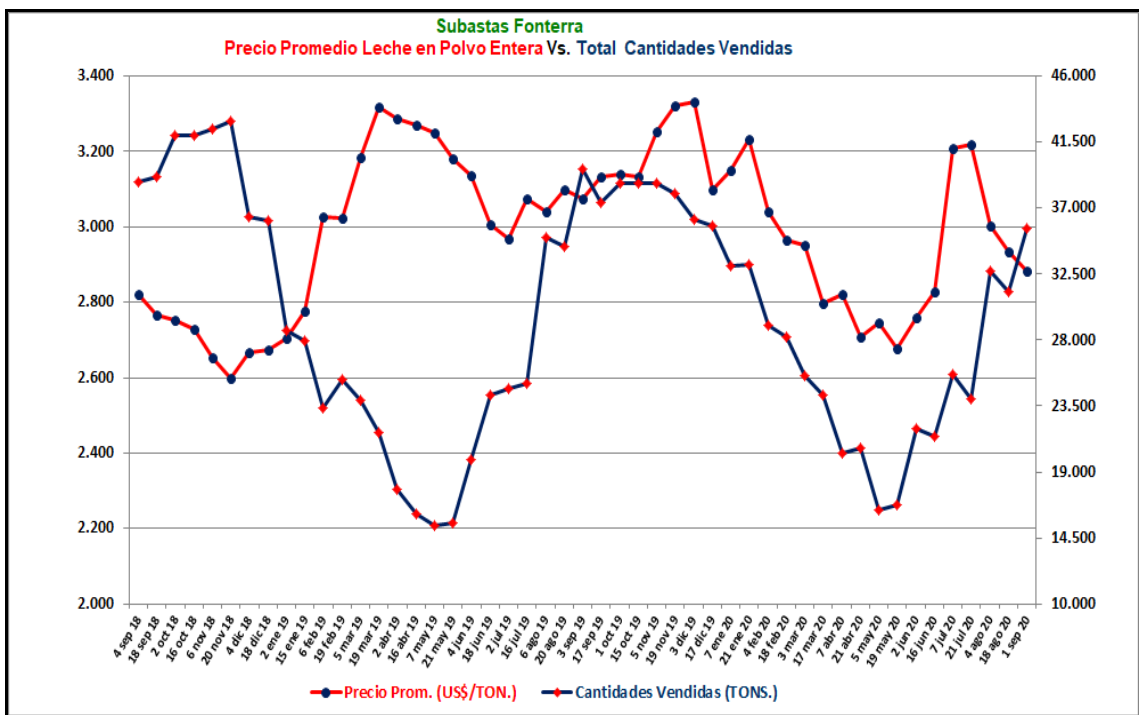
Fuente: Global Dairy Trade



Fuente: Global Dairy Trade.
 Gráfica: FEDECOOLECHE.



Fuente: Global Dairy Trade.
 Gráfica: FEDECOOLECHE.



Fuente: Global Dairy Trade.

Gráfica: FEDECOOLECHE.